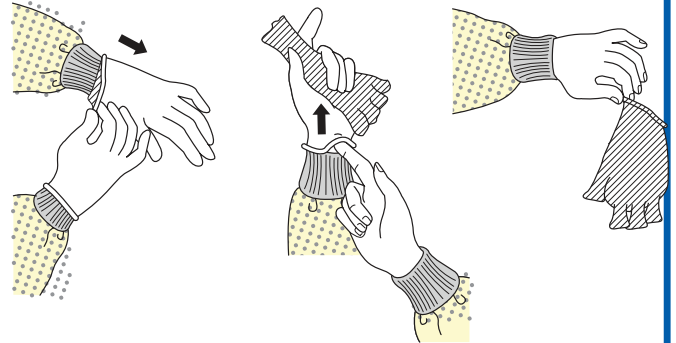


SEQUENCE FOR REMOVING PERSONAL PROTECTIVE EQUIPMENT (PPE)

Except for respirator, remove PPE at doorway or in anteroom. Remove respirator after leaving patient room and closing door.

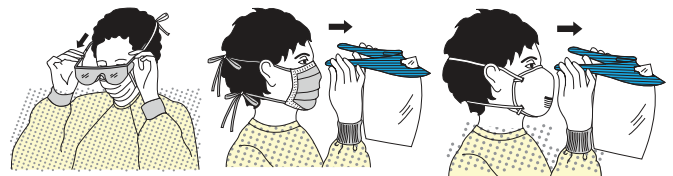
1. GLOVES

- Outside of gloves is contaminated!
- Grasp outside of glove with opposite gloved hand; peel off
- Hold removed glove in gloved hand
- Slide fingers of ungloved hand under remaining glove at wrist
- Peel glove off over first gloved hand
- Discard gloves in waste container



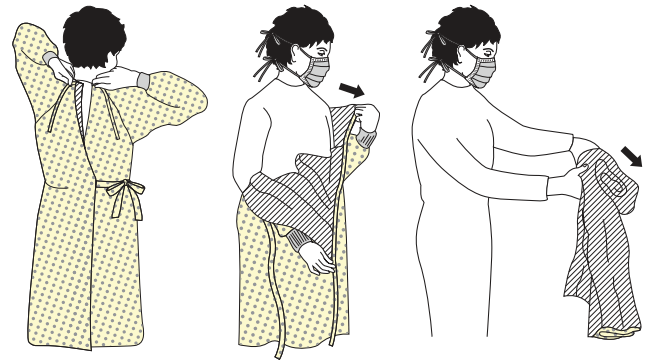
2. GOGGLES OR FACE SHIELD

- Outside of goggles or face shield is contaminated!
- To remove, handle by head band or ear pieces
- Place in designated receptacle for reprocessing or in waste container



3. GOWN

- Gown front and sleeves are contaminated!
- Unfasten ties
- Pull away from neck and shoulders, touching inside of gown only
- Turn gown inside out
- Fold or roll into a bundle and discard



4. MASK OR RESPIRATOR

- Front of mask/respirator is contaminated — DO NOT TOUCH!
- Grasp bottom, then top ties or elastics and remove
- Discard in waste container



**PERFORM HAND HYGIENE BETWEEN STEPS
IF HANDS BECOME CONTAMINATED AND
IMMEDIATELY AFTER REMOVING ALL PPE**

